


RECYCLE IT



COMMON CORE MATH FREEBIE
KINDER + 1st + 2nd GRADES

RECYCLE It

Provide students with a "Recycle It" game board and place them into pairs. Give each pair one deck of cards (remove all of the 10s and face cards) and make a rule about the number your students are trying to build (greatest or least).

When playing with the hundreds version, students take turns drawing four cards (one at a time) and placing them in the card boxes on their game boards. As they draw, they can place the card in any given box, but once it has been put down, it cannot be moved.

To keep things interesting, one card can be "recycled" or thrown out of play. Students place this card face down in the "recycle bin" on their game board. Work is then transferred to the corresponding worksheet.


NOTE: Two versions of this activity are included. If you are playing with the easier board (tens vs. hundreds), students simply draw three cards instead of four. Also, if you are in kinder, you may want to remove additional cards to help keep the numbers smaller.



RECYCLE IT



PARTNER PLACE VALUE GAME - HUNDREDS BOARD



hundreds



tens



ones



Don't trash it...
RECYCLE IT!

Name _____

RECYCLE IT

Place Value Game - Hundreds

$$\begin{array}{r} 657 \\ \hline \end{array} > \begin{array}{r} 586 \\ \hline \end{array}$$

$$\begin{array}{r} \\ \hline \end{array} \bigcirc \begin{array}{r} \\ \hline \end{array}$$

$$\begin{array}{r} \\ \hline \end{array} \bigcirc \begin{array}{r} \\ \hline \end{array}$$

$$\begin{array}{r} \\ \hline \end{array} \bigcirc \begin{array}{r} \\ \hline \end{array}$$

$$\begin{array}{r} \\ \hline \end{array} \bigcirc \begin{array}{r} \\ \hline \end{array}$$

$$\begin{array}{r} \\ \hline \end{array} \bigcirc \begin{array}{r} \\ \hline \end{array}$$

$$\begin{array}{r} \\ \hline \end{array} \bigcirc \begin{array}{r} \\ \hline \end{array}$$

$$\begin{array}{r} \\ \hline \end{array} \bigcirc \begin{array}{r} \\ \hline \end{array}$$

$$\begin{array}{r} \\ \hline \end{array} \bigcirc \begin{array}{r} \\ \hline \end{array}$$

$$\begin{array}{r} \\ \hline \end{array} \bigcirc \begin{array}{r} \\ \hline \end{array}$$

$$\begin{array}{r} \\ \hline \end{array} \bigcirc \begin{array}{r} \\ \hline \end{array}$$

$$\begin{array}{r} \\ \hline \end{array} \bigcirc \begin{array}{r} \\ \hline \end{array}$$

$$\begin{array}{r} \\ \hline \end{array} \bigcirc \begin{array}{r} \\ \hline \end{array}$$

$$\begin{array}{r} \\ \hline \end{array} \bigcirc \begin{array}{r} \\ \hline \end{array}$$

$$\begin{array}{r} \\ \hline \end{array} \bigcirc \begin{array}{r} \\ \hline \end{array}$$


$$\begin{array}{r} \\ \hline \end{array} \bigcirc \begin{array}{r} \\ \hline \end{array}$$




RECYCLE IT



PARTNER PLACE VALUE GAME - TENS BOARD



tens



ones



Don't trash it...
RECYCLE IT!

Name _____

RECYCLE IT

Place Value Game - Tens

$$\begin{array}{ccc} 85 & > & 79 \\ \hline & & \hline \end{array}$$

$$\begin{array}{ccc} & \bigcirc & \\ \hline & & \hline \end{array}$$

$$\begin{array}{ccc} & \bigcirc & \\ \hline & & \hline \end{array}$$

$$\begin{array}{ccc} & \bigcirc & \\ \hline & & \hline \end{array}$$

$$\begin{array}{ccc} & \bigcirc & \\ \hline & & \hline \end{array}$$

$$\begin{array}{ccc} & \bigcirc & \\ \hline & & \hline \end{array}$$

$$\begin{array}{ccc} & \bigcirc & \\ \hline & & \hline \end{array}$$

$$\begin{array}{ccc} & \bigcirc & \\ \hline & & \hline \end{array}$$

$$\begin{array}{ccc} & \bigcirc & \\ \hline & & \hline \end{array}$$

$$\begin{array}{ccc} & \bigcirc & \\ \hline & & \hline \end{array}$$

$$\begin{array}{ccc} & \bigcirc & \\ \hline & & \hline \end{array}$$

$$\begin{array}{ccc} & \bigcirc & \\ \hline & & \hline \end{array}$$

$$\begin{array}{ccc} & \bigcirc & \\ \hline & & \hline \end{array}$$

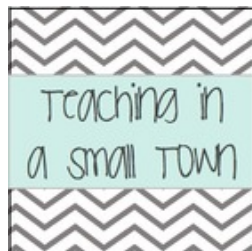
$$\begin{array}{ccc} & \bigcirc & \\ \hline & & \hline \end{array}$$

$$\begin{array}{ccc} & \bigcirc & \\ \hline & & \hline \end{array}$$

$$\begin{array}{ccc} & \bigcirc & \\ \hline & & \hline \end{array}$$

SHOUT OUT

I must acknowledge those who helped make this packet possible. Below you will find a list of clickable links. These artists are dynamite in the cute and oh-so creative department. Be sure to take a moment and check them out!



Please note that the activities included in this unit are all the intellectual properties of Kelley Dolling and Teacher Idea Factory. They are for classroom use only and are intended for the purchaser. I DO invite you to show samples and pictures of these activities on your blogs and/or Web sites. I just ask that you please credit me by linking to one of the following pretty please – my TPT Store or my teaching blog (www.teacherideafactory.blogspot.com).

Thank you!

Thank You

Thank you so much for downloading my
Recycle It Place Value Game!
I hope that this FREEBIE makes your lesson
planning just a little easier! If you have any
questions, comments, or concerns,
please email me at...

kelleydolling@gmail.com

Looking for more ideas and other free
downloads? Grab a beverage, pony up to your
computer, and find me at...

<http://teacherideafactory.blogspot.com>

Thanks again for your valued time!

♥ Kelley Dolling

